



INTERNATIONAL
EXHIBITION
MUESTRA
INTERNACIONAL

THE 30TH EDITION

butech
PORCELANOSA Grupo

Index

Product Innovations

shower deck n

shower line

eco linear grate kit

concept XPS shower tray

imperband eco

pro-shower black

colorstuk rapid

h-224 flex

self-levelling spacers n

RAF Exterior

Thicker 120cm x 120cm

Moodborads

Inspiration

PORCELANOSA Offsite

MODFACADES

MONOBATH

**Product
Innovations**

shower deck n



New shower tray concept with concealed drain for the most exclusive bathrooms. This innovative shower tray system lets us create a sense of continuity with the rest of the bathroom floor because the slopes are concealed under the floor. Drainage is achieved through the open joints and does not require the installation of an evacuation grate.

The **shower deck n** is a shower tray made up by a polyurethane base coated with thermoset polymers, especially designed to have ceramic plates installed. Specially recommended for bathroom renovations.

This new shower tray allows the installation of 8.5mm thick STON-KER L models and 6mm thick XLIGHT models. For professional use.

Main Features_

Flat shower tray without slopes

Polyurethane base coated with thermoset polymers

Drain concealed from sight

Ultra-slim shower tray; only 31 mm in height

Easy to clean and high resistance to domestic-use detergents

Virtually no maintenance, especially compared with wooden floors

Recommended applications_

Shower trays and cabins in designer bathrooms

Applications where it is necessary to eliminate architectural barriers

Accessible bathrooms

Allows the installation of 8.5mm thick STON-KER L and 6mm thick XLIGHT

shower line



Waterproofing and drainage system for built-in shower trays with wall drain, where water is evacuated through the open joint between the floor and ceramic cladding.

This system is characterized by concealing the drainage system of the shower as much as possible while ensuring a perfect waterproofing of walls and floors without interrupting the visual continuity of the ceramic tiles. Custom-made to meet every project needs, designed for bathrooms with dry walls; it can also be installed on brick partition walls.

For professional use.

Main Features_

Drainage chamber made of polyurethane coated with fungicidal and antibacterial thermosetting polymers

Perimeter waterproof sheet compatible with the direct installation of ceramic tiles

Drainage hidden from view

Maximum safety, eliminates risks of water leakage between the waterproof sheet and the drain

Drainage joint only 8mm wide

Easy cleaning and high resistance to household detergents

Recommended applications_

Shower trays and cabins in all types of bathrooms

Residential use shower trays

Bathrooms adapted for people with reduced mobility

Bathrooms for disabled persons

eco linear grate kit



System for waterproofing shower trays including drain, connecting piece with the shower tray waterproofing and linear grating.

Ideal for shower trays where a minimum width grating is required, only 52mm, or where the grating is to be attached to the wall at the bottom of the shower.

Main Features_

Drain and linear grate kit model 60 cm, 80 cm, 120 cm, 150 cm or 180 cm long by 5.2 cm wide. Grate included.

Texture-Revestible is the only one available at 150 & 180 cm

Shower wall-adjointing grate

Siphonic drain (convertible into non-siphonic) for built-in showers with 50 mm horizontal outlet and reduction to 40 mm

Includes 25 cm x 25 cm **imperband eco** sheet heat-sealed to the cover. Guarantees total watertightness at the most critical point

Safe and easy maintenance system

Easy and fast installation

Recommended applications_

Shower trays with linear grating attached to the wall

Shower trays with linear grating only 52mm wide

New construction and renovation projects

Residential use

eco linear grate kit



Texture-Revestible




Line n



Matt black



Square



Chrome



Available sizes



Texture-Revestible is the only one available at 150 & 180 cm

concept XPS shower tray



It is a prefabricated system for creating built in shower trays. They include the slopes for the correct water drainage, as well as the drain and the waterproofing system. This system is supplied ready to use, which reduces working times while guarantees a perfect substrate for fixing mosaic, natural stone or ceramics.

concept XPS shower tray is light, resistant and safe, reason why it is specially recommended in bathroom refurbishing jobs. It includes imperband kit as a drain, but it does not include the decorative grating, so you can choose among a wide range of sizes, shapes and finishes.

Main Features_

Prefabricated shower tray made of extruded polystyrene covered with **imperband eco** sheet

It includes slopes for water drainage

It includes **imperband kit** for waterproofing the shower tray and the adjustment piece

Minimum system height:
- Reurbising drain: 75 mm
- Standard drain: 95 mm

Available for square as well as for linear drains

Not include the decorative grate

Recommended applications_

Specially designed for waterproofing built in showers.

imperband eco



Product Innovations

Imperband eco is a waterproof membrane made of recycled material specially designed for indoor waterproofing of ceramic wall and floor coverings.

It is a 0,5mm thick polymer membrane with a double thermoplastic polyolefin sheet and covered on both sides by non woven polyester fibers that allow it to be bonded to surfaces using cement-based adhesives. Ideal for use in new construction and refurbishment of showers and baths, and any indoor environment permanently affected by damp.

Main Features_

70% recycled material

Double thermoplastic polyolefin membrane covered on both sides by non woven polyester fibers

Maximum waterproofing with minimal thickness (0.5 mm)

Direct installation of the tile on the sheet

Good chemical resistance

Quick and easy application

Recommended applications_

Private bathrooms. Built in showers


Public toilets and showers

Spas and premises in permanently damp environments

Balconies and terraces smaller than 10 m²

Do not use in outdoors surfaces greater than 10 m²

pro-shower black



New range of profiles for shower trays. Designed to cover the sides of shower trays; specially for shower with only one direction slope.

These profiles are made of stainless steel and are available in different finishings: gloss, brushed and black lacquered.

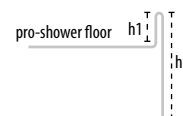
Includes seven additional colors, broadening its application spectrum while maintaining high standards for performance and aesthetics.

Black lacquered stainless steel_

Pro-shower floor

h1 (mm)	h2 (mm)	
12,5	24	Left side
12,5	24	Right side
12,5	32	Left side
12,5	32	Right side

Profile length h2=24 980 mm
 Profile length h2=32 1480 mm



Pro-shower wall

h1 (mm)	h2 (mm)	
12,5	32	Left side
12,5	32	Right side

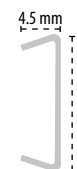
Profile length h2=32 1480 mm



Pro-shower Deco

h (mm)
24
32
40

Profile length 1250 mm



colorstuk rapid



Product Innovations

Colorstuk rapid is a type CG2 WA high-performance, cement-based grouting material as per EN 13888, for grouting joints up to 15 mm. Suitable for all kinds of ceramic tiles and natural stone, it is specially recommended for outdoor applications and permanently damp environments .

A high-tech, fine grained colored mortar with fast setting and hardening times for grouting tile joints up to 15 mm. Suitable for all kinds of ceramic tiles and natural stone. Indoors and outdoors.

Includes seven additional colors, broadening its application spectrum while maintaining high standards for performance and aesthetics:



Main Features_

Cement-based, single-component, colored mortar

Fine texture mortar for grouting tile joints up to 15 mm

Mortar with fast setting and hardening times

It prevents efflorescences

Excellent mechanical resistance

Resistant to heat and UV radiation

Frost-resistant

Waterproof mortar

Anti-mold action

Oak

Iroko

Elm

Doussie

Maple

Ash

Beech

h-224 flex



h-224 flex is a high performance, permanently elastic single component hybrid adhesive for surface bonding all types of ceramic tiles on tile backer boards as butech concept panel XPS and parquet flooring on absorbent and non-absorbent surfaces. It has high mechanical and acoustic properties.

It is suitable for use with warm water underfloor heating systems, provided a surface temperature of +27°C is not exceeded.

Main Features_

Moisture resistant

Valid for tile backer boards

Suitable for solid wood floors up to 200 mm wide and 23 mm thick

No prior priming required

No waiting time required

Suitable for underfloor heating and cooling systems

High suction grip

Significantly reduces impact sound (up to 18 dB with a base layer)

Recommended applications_

Concrete and cement-sand screeds

Anhydrite screeds

Metal decks, ceramic tiles

Plywood and particle boards

Hardwood associated to all wood species, mosaic parquet and other wood panels

Tile backer boards

2mm self-levelling spacers

Levelling system for ceramic tiles. Eases ceramic tile laying and guarantees a perfectly flat surface of the final installation. The system consists of a new type of spacer with adjustable height for tiles only 6mm height.

Specially recommended when tile, design or use features demand a perfect finish, with an even, seamless surface.

Main Features_

Guarantees tiles are even

The 2 mm spacers are made of **recycled plastic**

Prevents tiles from moving due to laying errors or due to mortar setting

Reduces retouching and laying times

Suitable for floor and wall tiles of thickness between 6-15 mm. For thinner tiles use the supplementary lifting pieces

The system consists of a spacer, a wedge and an adjusting tool

Wedges are recoverable, only the spacers are consumed

Recommended applications_

Available in 2mm

Tiles with reduced thickness: **XLIGHT** and **XTONE**

Wall and floor tiles with minimum joint

Large format floor tiles


Laying of rectified wall tiles

Interlocking floor designs

Essential to place the ceramic by the method of thin layer and double gluing of the pieces



Thicker 120cm x 120cm



RAF Exterior



Bottega Caliza Antislip 100350765
120cm x 120cm x 2cm



Bottega Acero Antislip 100350766
120cm x 120cm x 2cm



Durango Bone Antislip 100350772
120cm x 120cm x 2cm



Coral Caliza Antislip 100350773
120cm x 120cm x 2cm




Moodboards





Moodboards





Moodboards



PORCELANOSA
Offsite

WHAT IS IT?

MODFACADES

Modfacades is a facade module system that is supplied fully finished from the factory with insulation, structure, and Porcelanosa Grupo finishing. Being a product manufactured in the workshop, it offers numerous advantages over traditional facades. It is a system that ensures high construction quality, creating a standard solution with high technical performance tailored to the project's needs, allowing for precise control of the manufacturing and installation process.

FULLY FINISHED FACADES:

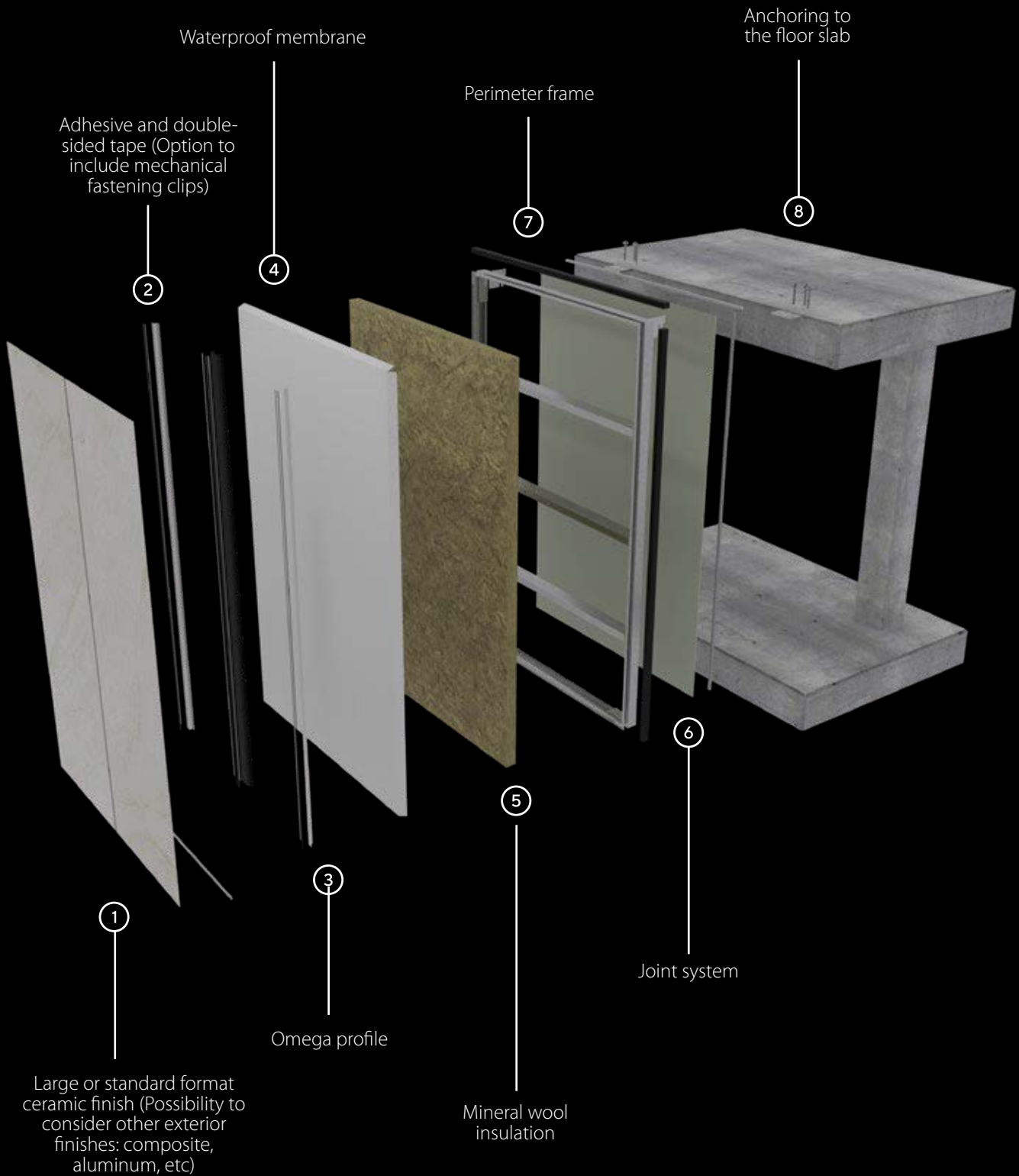
- _ Self-supporting systems
- _ Thermal insulation
- _ Waterproofing
- _ Sound insulation
- _ Exterior finish
- _ Carpentry and glass
- _ Sealing from the inside

It features an EPDM joint system that facilitates expansion and alignment, preventing water ingress.

The modules are anchored to the upper floor using anchoring plates that allow for adjustments in all three Cartesian axes to correct structural deviations. Furthermore, the modules are secured to each other on the sides and bottom using tie plates. There is also the option to include windows, glass, and their finishes



HOW IS IT?





MODFACADE

TYPES OF MODULES



Our technical department will collaborate with the project drafting team to help define the necessary module types based on the project's constraints. Below are some common types:



Opaque



Coronation



Window



Corner




Vertical Balcony



Starter




Sliding balcony door



Balcony

Achievements_

Hotel & Spa
Castillo de Peñíscola
Peñíscola, Spain



CEIP Jaume I
Nules, Spain





Berkshire House
Maidenhead, United Kingdom



Watford Football Stadium
Hertfordshire, United Kingdom



CEIP PIO XII
Nules, Spain


Hospital Clínico
Valencia, Spain

WHAT IS IT?

MONOBATH

Butech building technology has more than 20 years of experience developing products and systems to support the use of ceramics in building industry. Now we present Monobath, PORCELANOSA's commitment to the industrialization of bathrooms production.

Monobath is the solution for the production of completely finished baths ready to be installed on site, which brings together the quality of finishes and expertise that characterizes PORCELANOSA Group. We have a modern automated assembly line which further improves the quality of our bathrooms. Monobath is the perfect system for all types of projects such as hotels, hospitals, residential buildings or care homes although it can also be adapted to single-family projects where the highest quality standards are demanded.



MONOBATH

HOW IS IT?



MONOBATH



METHODOLOGY



Production

Porcelanosa Offsite's robotic assembly line allows for complete industrialization in the manufacturing of Monobaths, ensuring high standards of quality and precision. This advanced technology positions our industrialized bathrooms as leaders in the market. Thanks to the exclusive use of materials from the Porcelanosa Group, we manage pre-stockpiling, thus avoiding stock shortages.

Our production adapts to the specific bathroom needs in each construction project, guaranteeing a responsive and efficient response.

Finally, all our bathrooms undergo rigorous final quality tests, ensuring a superior and reliable product

Transportation

Monobaths are designed to adapt to various modes of transportation, including by road, in maritime containers, ship holds, and Ro-Ro, adjusting to their specific dimensions. To ensure their integrity during transportation, the bathrooms are perfectly packaged, heat-sealed, and strapped, ensuring their protection and preservation.

Furthermore, they are equipped with sensors that detect possible impacts during the journey, allowing for constant monitoring and ensuring their arrival in optimal conditions



Assembly

The construction company conducts a preliminary survey, essential for the proper installation of Monobaths. Porcelanosa Offsite takes responsibility for levelling and placing the Monobaths, using specialized personnel from the company to ensure precise and efficient installation.

We provide the necessary tools for proper lifting, including slings and mobile platforms, as well as tools for on-site movement, such as manual and electric pallet jacks, ensuring safe and proper handling. Additionally, we adapt to the delivery pace desired by the client on the construction site, offering flexibility and coordination with project timelines

butech

BUTECH Building Technology S.A.U.

Reserves the right to modify and/or discontinue certain models displayed in this catalogue. The colours and finishes of tiles shown in the catalogue may differ slightly from the originals. The settings shown in this catalogue are design proposals for advertising purposes. In real situations in which the tiles are laid, the installation instructions published by PORCELANOSA should be followed. It is agreed that weights, dimensions, capacities, prices, performances, colours and other data contained in catalogues, prospects, circulars, illustrations, price-lists or other illustrative seller's documents, shall all constitute an approximate guide only.

International Exhibition of Ceramic Tile and
Bathroom Furnishings 2023. Edition 1

© 2024 BUTECH Building Technology, S.A.U.

Diseño gráfico: Marketing - butech

Ctra. Villarreal - Puebla de Arenoso
(CV-20) Km 2,5. Vila-real (Spain)
+34 964 53 62 00 · butech@butech.es

www.butech.es





BY APPOINTMENT TO
H.R.H. THE PRINCE OF WALES
MANUFACTURER AND DISTRIBUTOR
OF CERAMIC TILES AND BUILDING PRODUCTS.
PORCELANOSA GROUP LIMITED

PORCELANOSA Grupo